

REMOTE LEARNING

Student Code of Conduct

The following instructions give you information on how to join your live streamed lessons when you are isolating at home so that you do not miss out on the curriculum.

It also clearly outlines the expectations when you are joining these lessons. You must follow this guidance fully so that everyone is following correct safety and safeguarding measures.

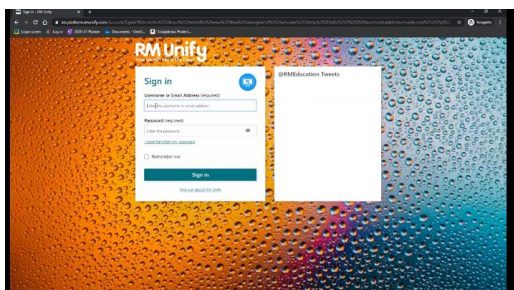
How to Access Remote Learning

You will follow your normal school day timetable at home.

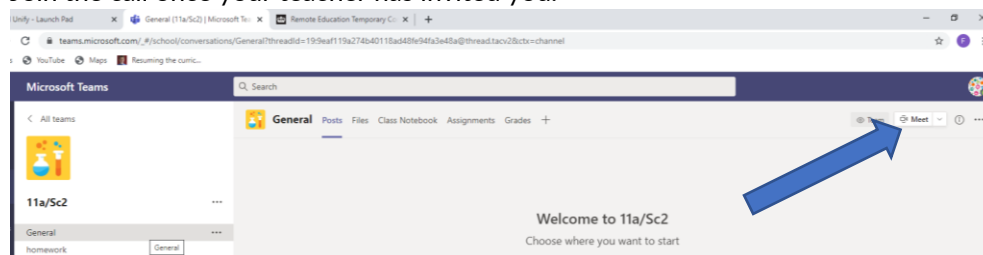
1. Log on to your computer/device at the correct lesson time.
2. Open a web browser and type in **rmunify**. Then click on the first web-link.
3. Log into rmunify using your normal school log in.
4. You may wish to refer to the short instruction video on how to log into rmunify from home.

Click on the following link –

<https://biddickacademy.com/students/remotelearning/>

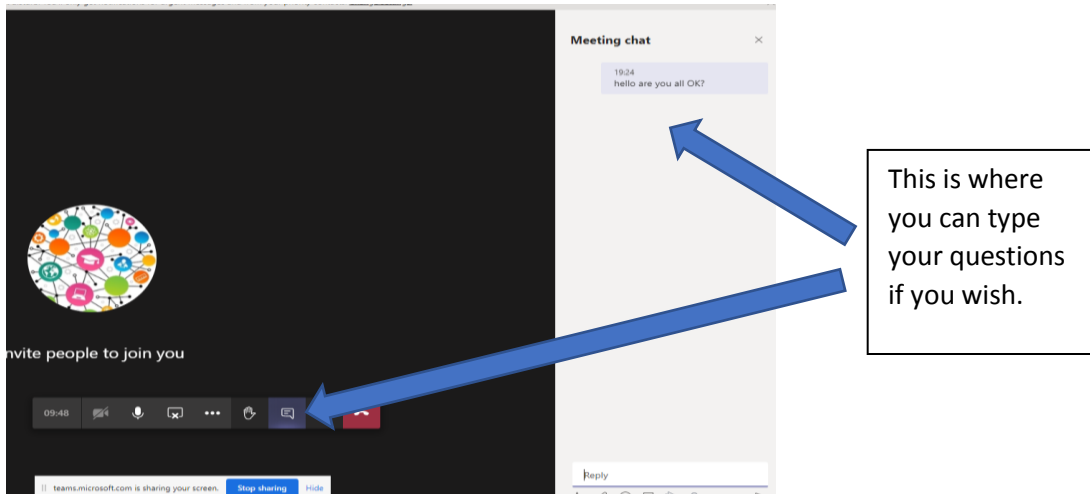


5. Open up the Teams app.
6. **You must NOT have your microphone or webcam turned on.**
7. Go into your class Teams icon and wait for a call to join the meeting/lesson.
8. The teacher will join the lesson after a few minutes (around 10), as this gives the teacher time to arrive at the room, log on, take registers and share the screen – **please be patient.**
9. **Again, ensure that you have your webcam and microphone turned off and muted. This is extremely important.**
10. Join the call once your teacher has invited you.



11. You should now be able to see the teachers' screen.
12. You should now be able to see everything the teacher is sharing and hear all instructions and questions from the teacher.
13. Throughout the lesson you can use the chat function for any questions or clarifications if this is applicable.

14. The teacher can respond to you but this may not be immediately. **Be patient.**



15. You will be asked to complete the assessments either on paper or in your book (*if you have this*), in line with the other students in the class.
16. You may need to look in the 'Assignments' tab of your Teams to find the assignment. You should then complete the assignment/worksheet and either upload it back to Teams OR bring the completed work back to school on your return.
17. Please note that deadlines for assignments will be the same for students isolating at home and for students in school.

If you have any queries about the work, please do not hesitate to contact your teacher through Teams. This is the preferred method of contact.

Points to note:

1. For some lessons, for example practical lessons, where you would not be able to take part at home, the teacher will identify alternative work for you to be access in this time. This may also be the case if you do not have access to certain software, Digital Art for example.
2. Sometimes, lessons may be a combination of live steamed and pre-recorded TeachTalk lessons.
3. For Accelerated Reader lessons, you should be reading for the allocated amount of time.
4. If you do not follow the Student Code of Conduct, the live stream lesson may be ended.