

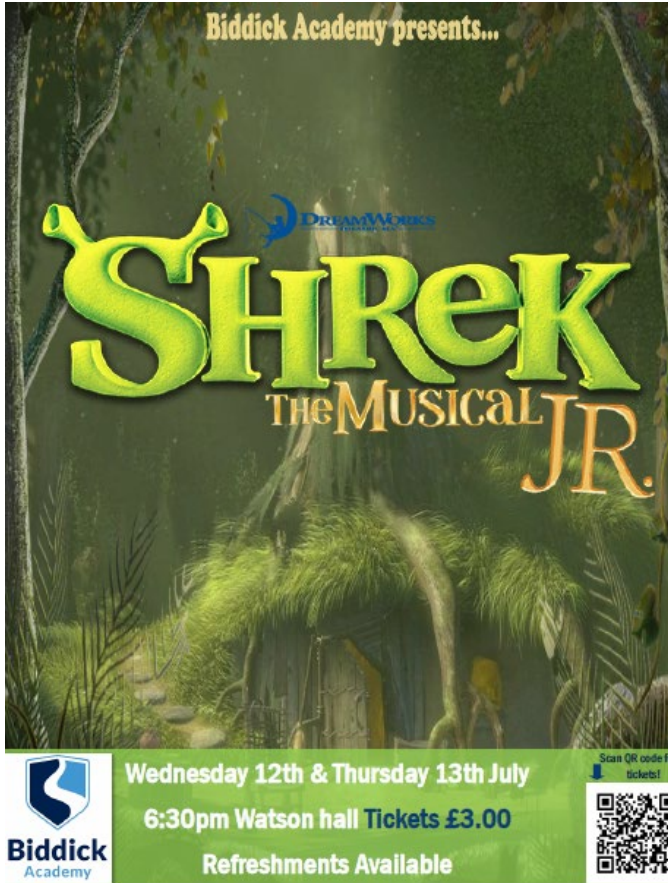


BIDDICK PARENT WEEKLY BULLETIN

Week starting 10th July 2023

Summer Show

- This year's Summer Show is SHREK The Musical Jr
- See poster for more details, you can buy the tickets online using the link below or the QR code on the poster, we can't wait to see you there
- <https://www.trybooking.co.uk/CMMB>



Parents' Evenings

- As you will all be aware, as an Academy we moved to online parents' evenings during the Covid 19 pandemic, and these have remained our way of conducting parents' evenings since 2020
- Parental feedback of online parents' evenings has been positive but there have been requests to have the opportunity to visit the Academy in person to get advice and guidance on your child's progress. With that in mind, next academic year we will have two parents' evenings for students in Year 10 and Year 11, with one online and one in person
- Parents' evenings for students in Year 7, 8 and 9 will remain online but there will also be an additional evening on site for each year group where parents and carers will have the opportunity to informally discuss their child's progress as well as receive pertinent information and guidance relating to supporting your child to achieve their potential
- If you have any feedback, please do not hesitate to contact me at moore.g@biddickacademy.com

SENECA Online Learning

- Across the academy we have access to SENECA Learning for Science
- SENECA allows homework and assignments to be set for students and classes
- SENECA also allows students to carry out independent study and revision on key areas
- To support your child's education, you can link to your child's account and track their assignments, due dates, completion, scores and how much independent study they have done and when
- To link to your child's account, you will need to use the email address that you have provided the school, and complete the following steps:

1: Create a parent account:

<https://app.senecalearning.com/sign-up-parent>

2: Sign up using the email address on the school system: This should connect to your child's account automatically.

3. Accept the connection

Sign up to monitor your child's progress

[Continue with Google](#) [Continue with Microsoft](#)

or

[Sign up with email](#)

Sign up to monitor your child's progress

First name

Last name

Email

Password

I agree to Seneca's [Terms and Conditions](#)

[Sign up with email](#)

Already have an account? [Login](#)



Connect to Alexander Rowland?

alex@seneca.io has invited you to connect accounts.
Once connected, you will be able to monitor their learning progress.
You can disconnect at any time in your settings.

[Reject](#) [Accept](#)

Alternatively, you can connect to your child's account manually:

Use one of these 2 options to manually connect:


4. From the parent account

- Click "Add a child"
- Copy and send the link to your child or
- ask your child to scan the QR code

×

Connect your account to a child's account


Get your child to scan the QR code or share an invite link with them. Once they've successfully opened the link, refresh this page to check their progress.




app.senecallearning.com/dashboard/settings/personal-information/parent/code/b73r7xac2c/connect

or

Copy


Email


WhatsApp

5. From the child account

- Ask your child to add you as a parent
 - by entering the email you used to sign up for Seneca as a parent.
- Please note that SENECA is being used for Science homework, and is not be confused with Class Charts. Under Science on Class Charts you may see homework being set for Science which says something like "please log on to your SENECA account to complete your homework"

Year 10 Work Experience

- The majority of our Year 10 students are scheduled on Work Experience from Monday 17th- Thursday 20th July
- We hope they enjoy their placement and pick up new knowledge and skills
- We are excited to relaunch work experience following the disruption in recent years
- Your child will have received information about travel and lunch arrangements from the placement lead. If there are any questions, do not hesitate to contact them for further information
- Members of staff from the Academy will be doing a check-in with your child during the week
- If your child has any concerns at all during their placement, please contact Mr Brown or Mrs Pine
- If your child is unable to attend their placement, please can you ensure that both the employer is aware and the Academy by calling in to let us know as usual
- A small number of students will be in the Academy during the week and have a programme of career related activities to follow with employers in school. They are aware to come into school at the usual 8.30 start in their usual uniform
- Should you have any further questions please do not hesitate to contact Mrs Maddison (Student Manager) at Maddison.l@biddickacademy.com or Mr Brown (Assistant Headteacher: Personal Development) at Brown.c@biddickacademy.com

Summer Break - Free School Meal Vouchers

- All parents and carers who are entitled to Free School Meal Vouchers over the Summer break will receive these via email week beginning the Monday 17th July 2023
- Vouchers can be redeemed in Asda/ Aldi / Sainsburys or Iceland and are valued at £60 per eligible child

Senior Prefects

- This week saw the appointment of a new Biddick Academy student leadership team of 40 Senior Prefects. The Senior Prefect Celebration Event involved a discussion on leadership theory from Mr Knowles and Mr Delf, then the ceremonial signing of the Senior Prefect Charter and the awarding of the sought-after and prestigious Senior Prefect ties
- These students have consistently modelled high standards of behaviour, work ethic and attitudes to learning throughout their time at Biddick Academy. In their role as Senior Prefects, they will undertake various duties around the school, assist in whole-school events and consistently embody the values and ethos of the Academy whilst acting as inspirational role models to their peers
- These successful Senior Prefects have gone on this week to attend the annual 'Tie-Tying Workshop' led by Mr Knowles who took great pleasure and satisfaction in teaching them how to expertly tie an elegantly symmetrical Full Windsor knot

Congratulations to all!

Full Windsor

