

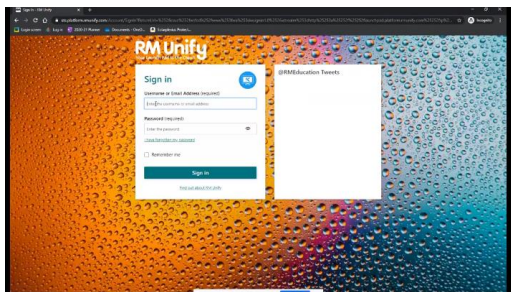
# REMOTE LEARNING

## Parent Guide

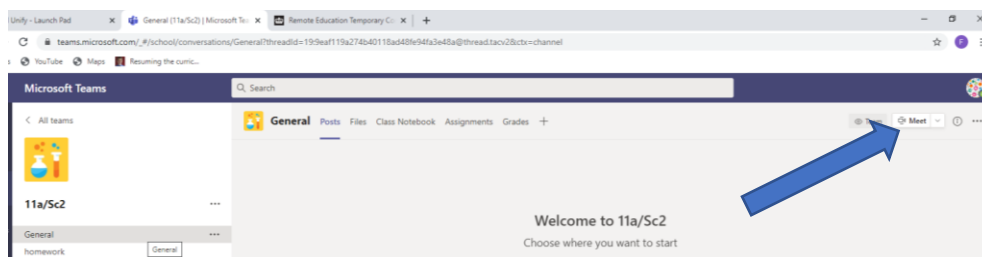
The following instructions give you information on how your child can join their live streamed lessons when they are isolating at home. This is to ensure they can continue to follow their normal curriculum and all students should follow their normal school day timetable at home if they are well enough to do so.

1. Your child should log in to a computer/device at the correct lesson time.
2. They should then open a web browser and type in **rmunify**. Then click on the first web-link.
3. Log into rmunify using your normal school log in.
4. Please click on the following link to access the short instruction video on the Academy website which gives instructions as to how to log into rmunify from home.

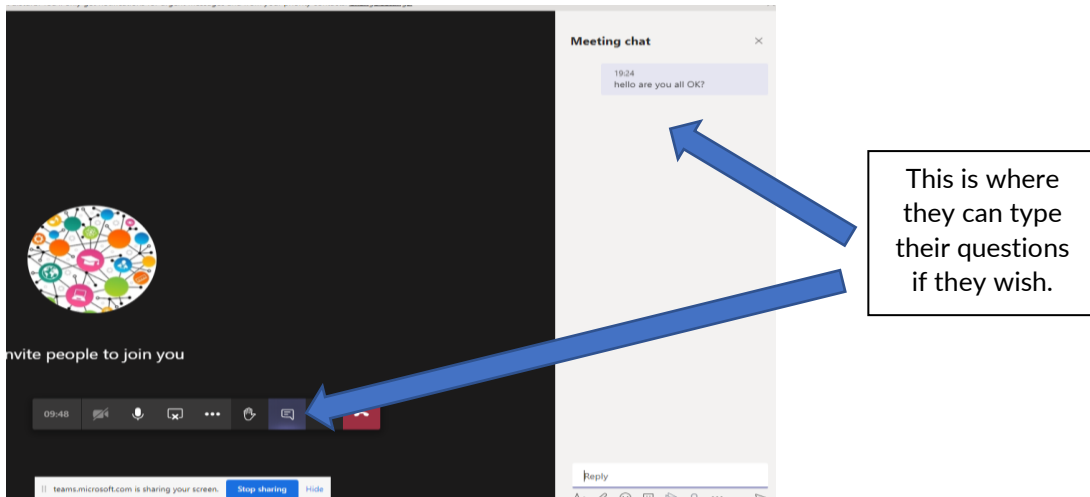
<https://biddickacademy.com/parents-carers/covid-19-information/>



5. Open the Teams app.
6. **Students must NOT have their microphone or webcam turned on.**
7. They should click on their relevant class Teams icon and wait for a call to join the meeting/lesson.
8. The teacher will invite them to the lesson after a few minutes (around 10 minutes). This gives the teacher time to log on, take registers and share the screen – **please be patient**.
9. **Again, students must ensure that they have their webcam and microphone turned off and muted. This is extremely important for the safeguarding of both students and staff.**
10. They can join the call once their teacher has begun the meeting/lesson.



11. They should now be able to see their teachers' screen.
12. They will hear all instructions and questions from the teacher.
13. Throughout the lesson they can use the chat function for any questions or clarifications if this is applicable.
14. The teacher can respond to them but this may not be immediate. **Please be patient**.



15. They will be asked to complete the assessments either on paper or in their book in line with the other students in the class.
16. They may need to look in the 'Assignments' tab of their Teams group to find the actual assignment.
17. They should then complete the assignment/worksheet and either upload it back to Teams OR bring the completed work back to school on your return.
18. Please note that deadlines for assignments will be the same for students isolating at home as for students in school.

If your child has any queries about the work, they should contact their teacher through Teams. This is the preferred method of contact.

#### Points of note:

1. It should be noted that there may be occasions when the teacher of the class may also be isolating at home and in this instance the teacher would live stream from home. If the teacher is unwell the lesson will not be live streamed, and work will be set through ClassCharts and Teams in the usual manner.
2. For some lessons, for example in practical lessons, where the students would not be able to take part, the teacher will identify alternative work for the student to be accessing in this time. This may also be the case if the student does not have access to certain software etc at home.
3. In some circumstances, lessons may be a combination of live steamed and pre-recorded TeachTalk lessons.
4. For Accelerated Reader lessons, students should still be encouraged to read for the allocated amount of time.
5. Staff in school reserve the right to end the live stream, if the above is not fully adhered to.